

User Login via Parichay (Single Sign On)

URL:- <https://covid19cc.nic.in>


Covid19cc Portal is now integrated with parichay.nic.in.

To login in the portal, user will have to click on Login Button (Screen 1)




Screen 1

On clicking the button user will be redirected to Parichay Login Portal. Here, user will enter his/her User ID And Password then click on Next. (Screen 2)



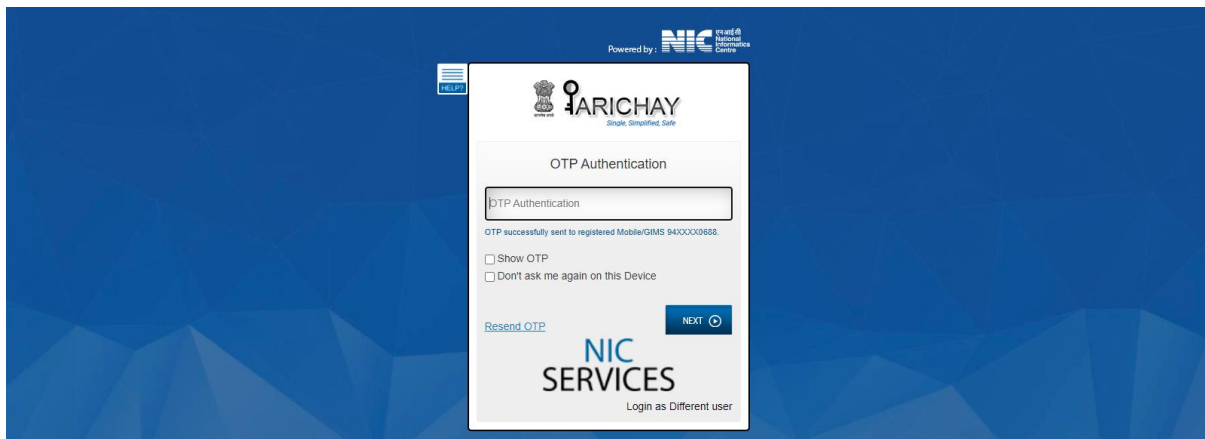
Screen 2

As part of two step verification, user will be asked for OTP to registered Mobile number or using Backup Code for verification. User will have to select any one of the above of mentioned options and then click on Next. (Screen 3)



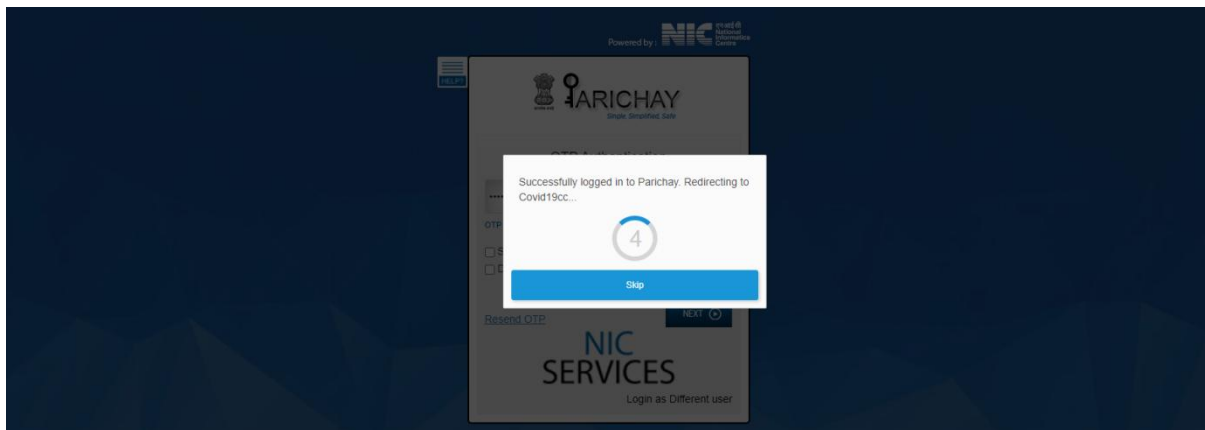
Screen 3

On clicking Next button, OTP will be sent to registered mobile no. user will enter the received OTP and click on Next. (Screen 4)



Screen 4

Now user will be redirected to Covid19cc Portal.



Screen 5

Note:

To modify or map new mobile number, kindly register your complaint on <https://servicedesk.nic.in/>

If you face any problem, kindly contact the DIO, NIC of your District or get in-touch with State email coordinator of NIC.